

ITF

Moving the
World
Forward



**WHAT WOMEN
WANT FROM
TRANSPORT**
ITF GLOBAL POLL



INTERNATIONAL
TRANSPORT
WORKERS'
FEDERATION

YouGov®

ITF

THE INTERNATIONAL TRANSPORT WORKERS' FEDERATION (ITF) IS A DEMOCRATIC AFFILIATE-LED GLOBAL FEDERATION OF 670 TRADE UNIONS IN 147 COUNTRIES REPRESENTING 18 MILLION WORKING MEN AND WOMEN IN ALL TRANSPORT SECTORS. THE ITF PASSIONATELY CAMPAIGNS FOR TRANSPORT WORKERS' RIGHTS, EQUALITY AND JUSTICE.

CONTENTS

ABOUT THIS REPORT	6
METHODOLOGY	7
FOREWORD	8
EXECUTIVE SUMMARY	12
TRANSPORT KEEPS THE GLOBAL ECONOMY MOVING	12
GLOBAL ANXIETY ABOUT TRANSPORT	13
AN ACTION PLAN FOR GOVERNMENTS AND INVESTORS	14
TRANSPORT NEEDS GLOBAL SUPPLY CHAIN RULES	15
TRANSPORT WORKERS KEEP THE WORLD MOVING	16
LABOUR LAWS AND SOCIAL PROTECTION FOR TRANSPORT WORKERS	17
APPENDIX 1: TOPLINE RESULT TABLES (WOMEN ONLY)	20



Photo: Deborah Grace Kitong



**TRANSPORT CAN
BE A DRIVER
OF ECONOMIC
PROGRESS, BUT
WE MUST LISTEN
TO WHAT WOMEN
WANT FROM
TRANSPORT.**

ABOUT THIS REPORT

These findings are based on the 2022 International Transport Workers' Federation (ITF) Global Poll.

This poll of fifteen countries covers the adult populations (18+) in Argentina, Australia, Brazil, Canada, France, Germany, India, Mexico, Morocco, the Philippines, South Africa, South Korea, Turkey, the United Kingdom (UK) and the United States.

Approximately n=1000 respondents were interviewed online in each country, bar the UK (n=1554). The figures have been given an even weighting for each country to produce an 'average' value.

The weighted global sample size for this poll is n=16464.

Fieldwork was undertaken between 15th – 27th September 2022. Quotas were used to reflect national proportions in terms of age, gender and region.

YouGov were responsible for questionnaire design (in conjunction with the ITF) as well as fieldwork and data table production. Kate Whelan Consulting undertook the analysis and report writing.

The findings are analysed globally, representing the mean from the 15 countries, as well as by each individual country and by regional groupings. The regional groupings are as follows:

Africa: Morocco & South Africa

Asia Pacific (APAC): Australia, India, the Philippines & South Korea

Europe: France, Germany, Turkey & the UK

The G20: Argentina, Australia, Brazil, Canada, France, Germany, India, Mexico, South Africa, South Korea, Turkey, the UK, the United States

Latin America: Argentina, Brazil & Mexico

North America: Canada & the United States.

The questions have been grouped into six themes which form the basis of key findings in this report.

About this report

This report includes data from the responses of those who identified as women, a total of n=8408 across the 15 countries. The sample size for each country ranged between n=515 and n=581, except for the UK (n=797)

For the global results please refer to "Transport Moves the World: ITF Global Poll 2022", published 9 December 2022 and available at <https://rb.gy/exu95>

METHODOLOGY

The 2022 International Transport Workers' Global Poll – Women

15 Countries

1.9 billion people 18+

Country	Sample Size (Global)	Sample Size (Women Only)	Total Population 18+ (thousands)
Argentina	n=1021	n=525	32,913,294
Australia	n=1074	n=547	20,487,892
Brazil	n=1002	n=515	162,313,891
Canada	n=1105	n=561	31,237,362
France	n=1108	n=581	51,137,754
Germany	n=1113	n=572	53,369,083
India	n=1125	N=551	982,667,696
Mexico	n=1099	n=571	89,755,279
Morocco	n=1040	n=527	25,653,251
The Philippines	n=1055	n=548	73,858,383
South Africa	n=1018	n=518	39,745,723
South Korea	n=1040	n=522	44,476,201
Turkey	n=1023	n=513	61,705,771
United Kingdom	n=1554	n=797	53,369,083
United States of America	n=1087	n=560	264,137,817

FOREWORD

Transport can be a driver of economic progress, but we must listen to what women want from transport.

The 2022 ITF Global Poll showed how men and women in fifteen countries supported the six demands of transport workers and their unions for corporate accountability in supply chains, sustainability, safety, the future of work, rights and equality.

We know that women's voices are hidden from transport decision making, by analysing the voices of only people who identify as women in the ITF Global Poll, we can demonstrate to governments and employers what women want.

The ITF Global Poll of What Women Want From Transport gives us the following insights into the different views of women and men.

Women are more likely than men to be worried about both disruptions to the supply chain and to the impact of transport emissions on climate change.

- 69% of women compared to 62% of men are worried about the impact of transport emissions on climate change.
- 67% of women compared to 61% of men are worried about shortages of goods in shops because of supply chain disruption.

Women are slightly more likely than men to think that public transport should be free or mostly free for the user.

- 72% of women compared to 67% of men think that public transport should be mostly or wholly paid for by government.

Men are more likely than women to agree that transport is an attractive career for women.

- 56% of men compared to 52% of women agree that working in transport is an attractive career for women.

Men are almost as likely as women to support transport workers having access to paid maternity leave.

- 87% of women compared to 82% of men support transport workers having access to paid maternity leave.

Women of different ages have distinctly different views, the following findings of what women of different ages want in the ITF Global Poll demonstrate specific needs and concerns.

Young women workers and older women recognise the importance of transport to the world's economy.

- Older women are more likely to recognise the importance of transport with 85% of those aged 55+ believing that the world's economy relies on these workers a great deal or to some extent (compared to 76% of those women aged 18 – 34).
- Young women workers (18 – 35) however buck this trend, with 82% saying that the world's economy is reliant upon transport workers.



Older women were more likely to believe that the economic system favour the wealthy.

- 72% of those aged 55+ compared to 68% of those aged 35 to 54 and 66% of those aged 18 to 34 believe that the economic system of their country favours the wealthy. Young women who are workers (70%) were also more likely than their general age cohort (those aged 18 to 34, 66%) to believe that the system favours the wealthy.

Younger women, and young workers who are women, are particularly worried about transport chaos and delays.

- 66% of young workers who are women, and 61% of young women generally (aged 18 to 34) say they are worried about chaos and delays the next time they travel. This compares to just 52% of those aged 55+, and 58% of those aged 35 to 54.

Young workers who are women are more likely to see the importance of transport unions in society.

- 75% – or three quarters of young workers think it is important to have transport unions playing an active role in society. This compares to 69% of those aged 18 to 30, 71% of those aged 35 to 54 and 68% of those aged 55+.

Transport is an important public service for nine out of ten women. We know that transport service users will benefit from women transport workers having decent, safe and secure work with pay that recognises the value of their work. Transport can only be gender-responsive if there are women employed in transport and if women are involved in decision making about transport.

All too often women's voices are ignored by governments and employers. In response to this, the ITF Women Transport Workers' Committee is leading campaigns for transport unions to end violence and harassment in the world of work and to strengthen women's employment with decent and secure transport jobs. Jobs that will attract and retain women and challenge occupational segregation in the industry, along with representation and participation of women transport workers in unions.


It's time for governments, business, and investors to listen to the voices of women.

Stephen Cotton

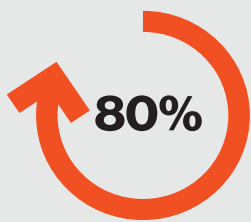
General Secretary, International Transport Workers' Federation

TRANSPORT IS CRUCIAL FOR WOMEN

TRANSPORT WORKERS KEEP THE GLOBAL ECONOMY MOVING



Nine in ten (88%) women think that transport is important to the economy of their country.



80% of women think the world's economy relies on transport workers for the movement of goods and people.

WOMEN ARE WORRIED ABOUT TRANSPORT COSTS AND TRAVEL CHAOS



61% of women are worried about affordability and access of public transport.



53% of women are concerned about driverless cars, truck and trains.



57% of women are worried about chaos and delays when they travel to see friends and family by road, rail, bus or airplane.


TRANSPORT PLAY AN IMPORTANT ROLE IN WOMEN'S LIVES



Three-quarters (77%) of women say transport is important to 'reducing economic inequality'.



Eight in ten (88%) women say transport is important in order to 'cope with emergencies' (88%),



Nine out of ten (88%) women say transport is an important public service.

GOVERNMENTS FAILING TO DELIVER ON TRANSPORT NEEDS OF WOMEN



48% of women think the government is handling transport badly.



One in three (38%) women worry about the number of staff at stations/on trains.

WOMEN WANT TO END CORPORATE GREED



Two-thirds (69%) of women believe the economic system of their country favours the wealthy.



44% of women believe that transport companies do not act ethically.

WOMEN WANT MORE ACCOUNTABILITY IN GLOBAL SUPPLY CHAINS



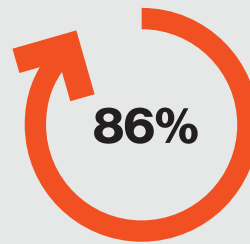
81% of women support laws that hold companies to account for environmental and labour rights abuses in their transport supply chains.

WOMEN SUPPORT TRANSPORT UNIONS



70% of women believe it is important for transport unions to have an active role in society.

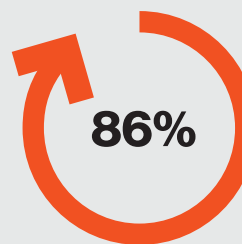
RIGHTS FOR TRANSPORT WORKERS



86% of women think it's important that transport workers should have protections in their workplace regardless of where they work.



88% of women want their government to invest in protecting transport workers from violence and harassment at work.



86% want their government to improve health and safety laws to protect workers.



Two in three (66%) of women believe the transport industry would be better off if there was greater involvement from transport workers in decision making.

EXECUTIVE SUMMARY

A GLOBAL INSIGHT INTO WHAT WOMEN WANT FROM TRANSPORT. WOMEN MUST DECIDE WHAT WOMEN NEED.

Transport keeps the global economy moving

The social and economic importance of transport is clearly recognised by women around the world.

The dependence of the world's economy upon transport is recognised by women, with more than three-quarters (80%) saying that the global economy relies on transport workers either a 'great deal' or 'to some extent'.

This reliance is magnified when thinking about their own country, with almost nine in ten (88%) believing that transport is important to their country's economy (including a large majority of 60% who believe it is very important). This belief is shared around the globe, with at least eight in ten women in each of the countries included in this poll stating that transport is important to their country's economy.

The importance of transport is also seen at the individual economic level, with 77% - or more than three-quarters - of women saying it is an important factor in 'reducing economic inequality'.

Transport is also considered critical to achieving key social outcomes, with more than eight in ten women stating that transport is important in order to 'cope with emergencies' (88%), 'connect rural communities' (87%) and 'improve life in cities' (86%). Two in three women (67%) see transport as important to 'national identity' while 78% believe it is important in uniting people.

More than three-quarters of women believe transport is important to 'act on climate change' (78%).

Reflecting these opinions, 88% - or almost nine in ten - women state that transport is an important public service to them. This ranks transport behind only healthcare (93%) and energy (90%) in terms of its importance to women.



NINE OUT OF TEN (88%) WOMEN BELIEVE THAT TRANSPORT IS AN IMPORTANT PUBLIC SERVICE FOR WOMEN.

Global anxiety about transport

Transport costs and delays worry many of the world's women.

Women around the world are worried about how the rising costs of transport, as well as how chaos and delays in travel and transport may impact on them.

An overwhelming concern amongst the world's women is the cost of transport, with 84% saying they are worried about the rising cost of fuel (with 62% - or almost two thirds- saying they are very worried). A further 73% - or almost three in every four women – said that they are worried about the cost of transport generally. Although less common, the affordability and access of public transport is also a worry for more than half of women (61%).

More than half (57%) worry about disruptions to their journey caused by chaos and delays. This is something almost one-quarter (24%) of women through-out the world are very worried about. More than two-thirds worry about disruptions to their purchasing of goods they need, with 67% saying they are worried about a shortage of goods in shops due to supply chain disruptions.

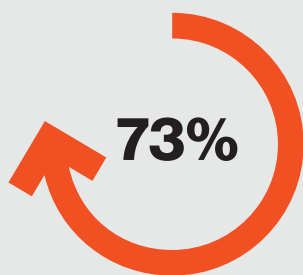


Although less common, there are some concerns about staffing at transport hubs, with more than one in every three women saying that they worry about the number of staff at stations/ on trains (38%) or at airports/on planes (36%).

Despite deep concerns about rising costs and increased disruptions, women also worry about the 'impact of emissions on climate change' (69%).

There is also emerging concern about new technologies, with 53% - or more than half – of women saying they are concerned about driverless cars, trucks and trains.

Amidst this worry, almost half (48%) of women believe that their country's government is handling transport badly.



73% OF WOMEN ARE WORRIED ABOUT THE COST OF TRANSPORT GENERALLY.

An action plan for governments and investors

Women are demanding investment in transport, to improve conditions for workers as well as outcomes for users and the climate.

Amongst the call for greater investment in transport, women are most heavily supporting those policies that protect workers and their workplace right. 88% of women want their government to invest in protecting transport workers from violence and harassment at work, 86% want them to improve health and safety laws to protect workers and 84% want them to protect transport workers employment rights.

These were the three most supported transport policies, demonstrating that women through-out the world value transport workers and want their workplaces and conditions protected.

In addition, women recognise the need for more jobs in the transport, with a large majority of women calling for their government to invest in job creation in this sector (81%). 73% - or almost three quarters - want their government to support transport and transport workers by investing in all transport (73%). Further highlighting their determination to protect transport workers, they also want their government to adopt new rules for multi-national companies to end abuse of workers through-out supply chains (81%). This culminates in two-thirds (66%) of women supporting the more controversial idea of nationalising transport infrastructure and operations.

The impact of transport on the climate crisis is also front of mind, with 80% calling for

investment in sustainable transport infrastructure and 79% wanting to see their government put in place a national plan to lower emissions in the transport sector.

Public transport is clearly seen as a high priority area of investment, for both the climate and users. Almost half of women believe that moving to electric buses (49%) and expanding public transport to carry more passengers (48%) should be a high priority for government (the most commonly rated so). Investment in rail links, both local/commuter (48%) and long distance (47%) were also frequently selected. Improving access was also important, with 46% believing that access to public transport within a 10-minute-walk of home was a high priority for government.

While access to public transport is important, so is the cost, with making using public transport free rated as a high priority by 42% of women. When asked directly, 52% of women – or more than one in two – said that they believe public transport should be mostly paid for by government, meaning lower fares for people using it. 72% - or almost three-quarters – believe that public transport should be mostly or wholly paid for by government.

Investment in transport is also top of mind for women, with 83% calling for their government in increase access to transport.

Less commonly rated as a high priority, but still selected by almost one in three women throughout the world was 'increased airport capacity' (30%).



**NINE IN EVERY TEN WOMEN (88%)
SUPPORT THEIR GOVERNMENT
IMPLEMENTING POLICIES TO
PROTECT TRANSPORT WORKERS
FROM VIOLENCE AND HARASSMENT.**



Transport needs global supply chain rules

Women believe that the economic system favours the wealthy and that transport companies act in ways that are not ethical.

Women are calling for laws to hold companies to account and to protect workers regardless of where they work.

Just under half (44%) of women believe that transport companies do not act in a fair and ethical way, second only behind 'energy' (50%) in the companies they are most likely to rate as acting unethically. Coupled with this, more than two-thirds of women believe that the broader economic system favours the wealthy (69%).

In line with these beliefs, there is strong support for laws to protect workers and to hold companies accountable for abuses no matter where they occur. An overwhelming 86% of women believe that transport workers should have protections in their workplace regardless of where they work, while 80% support laws that hold companies to account for abuses in their supply chains. Almost half (47%) of women strongly support laws that protect against supply chain abuses, and at least three-quarters of women in each of the regions supports these laws (the lowest level of support being in North America and Europe, both 75%).



TWO-THIRDS (69%) OF WOMEN BELIEVE THE ECONOMIC SYSTEM OF THEIR COUNTRY FAVOURS THE WEALTHY.

Transport workers keep the world moving

Women see transport as an attractive and respected profession, but are calling for more protections for workers, and for workers' opinions to be factored into decision making.

Women see working in transport as valuable and a profession that is appealing to many people. Specifically, more than half of the women in this poll said that working in transport is a respected profession (64%), and that it is an attractive career for young people (60%) and women in general (52%). There was some variation amongst the countries however, with those in South Korea (an average of 33% across the three statements) being far less likely than those in the Philippines (an average of 87%) to agree with these statements.

Despite the respect women hold for transport as a profession, there are loud calls for transport workers to be protected, and for their opinions to be heard.

Two in every three women (66%) believe that the transport industry would be better off if there was greater involvement from transport workers in decision making. More than one in three (35%) believe the industry would be much better off if transport workers had greater involvement.

This belief is widespread, with a majority of women in each of the fifteen countries believing the industry would be better off if it listened to workers.



Women are also calling for greater protection of the more vulnerable workers in the transport industry, specifically those that earn their living through a platform employer such as Uber Eats, Deliveroo, Uber, Lyft, Ola or Grab. Two in every three (66%) women support these workers having a right to safe working conditions, while well over half believe they should have access to social protections like healthcare and pensions (61%), and should be provided with a minimum wage upon which they can live (59%).

Many women in this poll also support the right of these workers to unionise, with more than one in three supporting these workers having 'a right to join a union' (42%) and the 'right to collectively bargain' (34%).



TWO IN THREE (66%) WOMEN BELIEVE THE TRANSPORT INDUSTRY WOULD BE BETTER OFF IF THERE WAS GREATER INVOLVEMENT FROM TRANSPORT WORKERS IN DECISION-MAKING.

Labour laws and social protection for transport workers

Women through-out the world recognise the importance of transport unions, and support the labour rights and social protections that they campaign for.

Women overwhelmingly believe that it is important for transport unions to play an active role in society (70%). More than one in three (35%) believe that it is very important for transport unions to play an active role.

At least one in every two women in all countries believe that it is important that transport unions play an active role in society (the United States being the lowest at 53%).

Along with support for the role of transport unions, women strongly support transport workers being provided with the basic labour rights and protections that unions campaign for. At least two in every three women support the five basic protections listed, with 'laws that protect workers health and safety' (88%) being the most commonly supported, and laws that 'protect the right to strike' (66%) being the least.

Women recognise the importance of a living wage, with more than eight in ten also supporting a decent minimum wage for transport workers (86%).

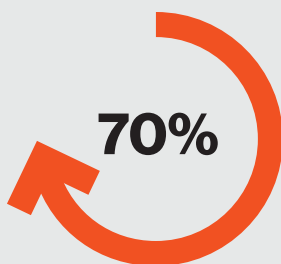
The right to unionise, and to exercise the rights afforded by being in a union, were also strongly supported, with 81% saying they support the



'right to collectively bargain', and 75% the 'right to join a union'. 66% - or two in every three women – also support the 'right to strike'.

Women also strongly support transport workers being provided with basic social protections. Most commonly they support 'affordable access to healthcare' (87%) and 'paid maternity leave' (87%), but also 'decent retirement incomes' (86%), 'affordable access to education' (85%) and 'unemployment benefits' (82%).

Demonstrating their importance, at least one in every two women strongly support these social protections, with 'unemployment benefits' gathering the lowest level of support at 52%.



SEVEN IN TEN WOMEN (70%) BELIEVE IT IS IMPORTANT THAT TRANSPORT UNIONS PLAY AN ACTIVE ROLE IN SOCIETY.





**THE VALUE OF
TRANSPORT
AND TRANSPORT
WORKERS IS
RECOGNISED
AROUND THE
WORLD.**

APPENDIX 1: TOPLINE RESULT TABLES (WOMEN ONLY)

KEY

AR	AU	BR	CA	DE	FR	IN	KR
Argentina	Australia	Brazil	Canada	Germany	France	India	South Korea
MA	MO	PH	TR	UK	US	ZA	
Mexico	Morocco	Philippines	Turkey	UK	USA	South Africa	

Q1 Transport worries

Personally, how worried are you about the following transport issues in your country (Total 'Worried')

	Total	AR	AU	BR	CA	DE	FR	IN	KR	MA	MO	PH	TR	UK	US	ZA
Cost of transport	73	75	67	82	69	73	74	74	62	72	66	86	74	64	66	91
Rising fuel costs	84	85	82	84	84	77	83	83	78	83	81	94	86	85	74	96
Impact of transport emissions on climate change	69	65	63	73	64	57	69	77	69	78	71	91	65	61	56	80
Driverless cars trucks and trains	53	49	49	59	53	48	55	62	33	51	49	72	37	55	55	68
The number of staff at stations or on trains	38	42	33	50	24	42	34	55	21	41	34	62	23	29	31	60
The number of staff at airports or on planes	36	28	40	43	40	37	30	43	21	36	31	56	25	27	40	48
Access and affordability of public transport	61	74	49	75	49	55	55	67	48	62	58	76	69	55	46	80
Shortages of goods in shops because of supply chain disruption	67	75	63	73	71	60	61	69	42	73	55	87	62	61	69	81

Q2 Importance of transport to economies

How important or not is transport to your country's economy?

	Total	AR	AU	BR	CA	DE	FR	IN	KR	MA	MO	PH	TR	UK	US	ZA
Total Important	88	89	88	92	88	84	82	85	92	89	84	98	89	88	84	97
Very important	60	56	61	82	59	60	28	57	36	55	70	81	41	61	66	82
Fairly important	29	33	27	10	28	24	54	28	56	34	14	16	48	27	18	15
Not very important	4	3	4	3	3	5	7	8	4	6	4	2	4	2	4	2
Not important at all	1	1	1	2	0	3	2	3	1	2	1	0	1	1	2	1
Don't know	6	7	7	4	9	9	10	4	3	4	11	1	7	9	9	0

Q3 Government handling of social services

How well or badly do you think the government in your country is handling the following issues:

	Total	AR	AU	BR	CA	DE	FR	IN	KR	MA	MO	PH	TR	UK	US	ZA
Transport																
Total Well	41	34	48	31	43	26	38	69	54	37	53	53	40	22	30	39
Total Badly	48	59	40	64	41	55	53	27	35	56	34	45	40	60	47	58
Healthcare																
Total Well	39	31	42	29	28	39	33	74	60	32	29	62	41	19	31	39
Total Badly	56	63	53	69	67	53	63	24	32	64	60	36	53	74	59	60
Climate change																
Total Well	30	22	30	32	29	27	18	54	20	23	46	42	21	24	25	35
Total Badly	57	59	54	57	59	60	76	40	68	68	28	52	60	60	57	56
Education																
Total Well	38	27	48	33	42	29	25	71	31	35	35	73	22	31	33	45
Total Badly	55	69	40	64	47	61	70	27	61	61	56	26	73	54	55	54
Economy																
Total Well	29	7	41	29	28	28	27	63	15	27	44	52	13	16	28	21
Total Badly	63	90	50	67	61	61	66	32	78	68	39	45	80	74	62	78
Energy																
Total Well	35	27	34	42	39	17	23	73	32	40	60	56	26	13	28	24
Total Badly	55	61	52	53	45	74	70	22	55	51	21	42	60	79	56	73

Q4 Support for government transport policies

Would you support or oppose the government in your country doing the following?
(Total 'Support')

	Total	AR	AU	BR	CA	DE	FR	IN	KR	MA	MO	PH	TR	UK	US	ZA
Nationalising transport	66	62	64	66	61	44	54	84	60	66	75	92	79	57	48	82
Increasing investment in sustainable transport	80	83	81	83	77	70	77	80	81	85	79	92	84	78	63	88
Increasing investment in all transport	73	78	70	80	64	63	66	77	66	80	80	86	76	69	61	87
Increasing access to transport	83	80	85	90	81	73	83	82	80	84	83	95	85	83	70	94
Improving health & safety laws to protect transport workers	86	90	86	90	84	75	78	87	87	91	86	96	88	82	77	95
Investing in job creation for transport sector	81	89	80	90	76	68	76	83	80	87	84	94	83	71	69	96
Putting in place national plans to lower emissions in the transport sector	79	72	79	77	79	59	80	81	85	86	78	92	80	79	61	92
Protecting transport worker employment rights	84	90	83	87	83	78	76	86	83	90	84	97	86	76	72	94
Protecting transport workers from violence & harassment	88	91	89	89	87	78	85	83	88	91	84	97	88	88	79	96
Adopting new rules for multi-national transport companies to end abuse of transport workers in supply chains	81	82	82	86	82	66	81	80	72	87	76	95	85	77	69	93

Q5 Fairness of the economic system

Do you think the economic system of your country generally favours the wealthy or is it fair to most people?

	Total	AR	AU	BR	CA	DE	FR	IN	KR	MA	MO	PH	TR	UK	US	ZA
Favours the wealthy	69	66	65	77	72	66	71	50	74	67	59	59	81	75	67	79
Fair to most people	19	11	23	18	17	19	15	40	16	21	21	33	10	14	20	16
Don't know	12	23	12	5	11	16	14	11	10	12	20	8	9	11	13	5

Q6 Reliance of the global economy on transport

To what extent do you think the world's economy relies on transport workers for the movements of goods and people?

	Total	AR	AU	BR	CA	DE	FR	IN	KR	MA	MO	PH	TR	UK	US	ZA
Total	80	82	87	89	85	80	44	78	72	83	77	89	72	88	82	94
Great deal/ Some extent																
A great deal	52	51	65	65	63	58	14	37	30	43	50	47	43	68	66	69
To some extent	29	31	22	24	22	22	30	41	42	40	27	42	29	20	17	25
A little	9	8	6	6	6	6	21	12	16	9	7	8	12	3	6	5
Not at all	2	2	1	1	1	2	6	3	2	3	2	1	3	1	2	0
Don't know	9	7	7	4	7	12	29	7	10	5	14	1	14	9	10	0

Q7 Importance of social services

How important or not are the following public services to you?
(Total 'Important')

	Total	AR	AU	BR	CA	DE	FR	IN	KR	MA	MO	PH	TR	UK	US	ZA
Transport	88	91	87	96	88	74	84	92	88	90	89	97	88	83	83	95
Healthcare	93	94	95	96	94	87	92	91	91	94	87	98	95	94	87	97
Education	86	93	79	94	86	78	87	93	73	92	86	98	94	74	80	95
Housing	85	86	82	92	89	79	77	88	86	91	86	96	85	69	79	94
Policing	86	91	83	94	76	77	86	83	92	87	87	95	88	87	75	94
Energy	90	92	90	95	87	85	88	89	84	92	83	97	90	92	85	97

Q8 Economic and social value of transport

To what extent or not do you think transport is important for each of the following in your country? (Total 'Important')

	Total	AR	AU	BR	CA	DE	FR	IN	KR	MA	MO	PH	TR	UK	US	ZA
Reducing economic inequality	77	78	72	86	72	69	73	82	81	78	75	94	81	62	65	90
Coping with emergencies	88	89	90	93	86	83	80	87	91	91	83	97	89	86	81	96
Acting on climate change	78	69	72	81	78	68	81	81	84	83	77	95	81	72	60	86
National identity	67	66	58	83	54	48	54	84	78	70	73	92	77	42	51	85
Uniting people	78	82	80	86	76	70	59	85	74	82	77	95	78	72	68	91
Connecting rural communities	87	90	88	93	86	81	80	88	85	93	82	96	83	87	78	95
Improving life in cities	86	88	84	93	84	74	84	87	86	91	87	97	89	78	77	95

Q9 Involving workers in decision making

To what extent do you think the transport industry would be better or worse off if there was greater involvement from transport workers in decision making?

	Total	AR	AU	BR	CA	DE	FR	IN	KR	MA	MO	PH	TR	UK	US	ZA
Total Better	66	72	63	86	63	51	55	71	58	68	73	82	64	54	60	79
Much better off	35	44	30	57	28	19	26	32	13	35	52	48	32	25	36	50
A little better off	31	29	33	28	35	32	29	39	45	33	20	33	31	29	24	29
Neither	16	10	17	7	18	22	22	17	25	19	7	14	20	15	18	16
A little worse off	3	4	3	1	2	2	2	3	5	3	2	1	1	4	3	1
Much worse off	1	2	1	1	1	1	1	1	2	2	2	0	2	3	1	2
Don't know	13	11	16	5	16	24	20	8	10	8	17	3	13	24	17	2

Q10 Companies not behaving ethically

To what extent or not do you think the following types of companies behave in an ethical and fair way? (Total 'Ethical')

	Total	AR	AU	BR	CA	DE	FR	IN	KR	MA	MO	PH	TR	UK	US	ZA
Energy companies	33	24	33	49	37	16	24	66	25	31	48	56	17	11	33	38
Transport companies	38	33	42	41	44	23	28	65	30	27	52	60	25	25	42	50
High street retailers	40	39	40	60	34	35	22	58	27	27	49	63	25	35	31	61
Food producers	47	42	58	58	52	24	34	66	36	46	44	78	20	39	45	70
Technology companies	45	47	38	63	40	24	29	70	40	51	54	72	32	20	36	70
Private healthcare providers	43	37	43	52	42	30	34	58	38	47	43	68	24	23	40	71

Q11 Supply chain laws

To what extent do you support or oppose there being national and international laws that hold companies to account for environmental and labour rights abuses in their supply chains?

	Total	AR	AU	BR	CA	DE	FR	IN	KR	MA	MO	PH	TR	UK	US	ZA
Total Support	80	86	78	88	81	67	76	80	74	89	78	91	79	77	70	91
Strongly support	47	62	47	59	46	27	35	45	15	57	54	59	51	45	41	62
Tend to support	33	24	31	29	35	40	42	35	60	32	24	33	28	31	28	29
Tend to oppose	4	2	3	3	3	6	6	7	5	3	3	4	3	3	6	4
Strongly oppose	1	1	2	2	1	1	1	1	1	1	2	1	1	1	5	1
Not sure	14	11	17	8	15	25	17	11	19	7	18	3	17	20	20	3

Q14 Prioritising transport investment

Should each of the following transport provisions be high priority, medium priority, or low priority for the government in your country to invest in? (High Priority Only)

	Total	AR	AU	BR	CA	DE	FR	IN	KR	MA	MO	PH	TR	UK	US	ZA
Local and commuter rail links	48	59	41	59	33	51	45	47	37	39	59	57	53	44	35	61
Long distance rail links	47	65	43	62	36	34	39	55	34	43	65	56	58	29	38	66
Electric buses	49	54	43	59	41	32	41	58	51	61	59	55	57	45	31	56
Expanding capacity of public transport	48	63	35	66	34	43	38	53	34	57	59	66	60	32	25	62
Make using public transport free	42	44	38	50	35	46	44	45	24	48	49	57	49	27	29	51
Access to public transport within a 10-minute walk	46	52	36	56	36	42	49	48	27	45	63	54	49	40	30	66
Increased airport capacity	30	41	22	40	24	13	12	43	14	36	56	46	42	8	22	48

Q15 Public transport – who pays?

Thinking about how public transport should be funded, which one of the following is closest to your view? Public transport should be...

	Total	AR	AU	BR	CA	DE	FR	IN	KR	MA	MO	PH	TR	UK	US	ZA
Mostly paid for by government from general taxation meaning lower fares for people using it	52	55	51	57	49	52	46	43	56	66	39	59	63	54	34	58
Mostly paid by the people who use it, meaning higher fares, but lower subsidies from taxation	17	20	15	7	19	15	10	24	24	10	12	15	7	20	28	22
Paid for entirely by government from general taxation, meaning it is free for people using it	20	15	21	29	19	22	29	24	10	21	29	22	19	10	20	18
Don't know	11	10	13	7	13	12	14	10	10	3	20	4	11	16	18	1

Q16 Labour rights for platform workers

Thinking now about those who earn their living through a platform employer like Uber Eats, Deliveroo, Uber, Lyft, Ola or Grab. For which of the following do you think they should have the same employment rights as other workers? Please tick all that apply.

	Total	AR	AU	BR	CA	DE	FR	IN	KR	MA	MO	PH	TR	UK	US	ZA
Right to join a union	42	40	51	39	40	34	40	38	23	41	32	32	42	62	39	64
Right to collectively bargain	34	28	39	43	35	36	34	29	17	26	27	32	37	36	38	51
Right to safe working conditions	66	71	73	64	65	51	61	58	61	74	48	73	65	80	63	81
A minimum wage on which you can live	59	56	64	55	61	58	61	50	60	55	33	57	58	80	54	73
Access to social protection	61	66	57	65	54	56	65	53	54	76	52	76	64	58	51	70
Don't know	11	8	13	7	13	22	14	7	12	3	17	4	16	10	12	1
None of the above	3	1	3	2	5	7	3	3	6	2	5	0	2	4	8	0

Q17 Protections for transport workers

Some of those in the transport sector work across borders and in international waters and air. How important or not do you think it is that they should have protections in their workplace regardless of where they work?

	Total	AR	AU	BR	CA	DE	FR	IN	KR	MA	MO	PH	TR	UK	US	ZA
Total Important	86	89	86	92	86	80	79	85	86	93	78	96	87	85	78	97
Very important	63	72	61	82	60	55	38	58	30	74	67	81	69	62	57	80
Fairly important	24	17	25	10	26	25	41	27	56	19	11	15	18	23	21	17
Not very important	4	1	3	2	3	5	7	6	6	4	3	1	4	3	5	2
Not important at all	1	1	1	1	1	2	2	4	1	1	2	1	1	0	2	1
Don't know	9	9	10	5	10	13	13	5	8	3	17	2	9	12	14	-

Q19 Importance of transport unions

In your view, how important or not is it to have transport unions playing an active role in society?

	Total	AR	AU	BR	CA	DE	FR	IN	KR	MA	MO	PH	TR	UK	US	ZA
Total Important	70	65	65	83	61	62	59	73	77	75	73	87	75	60	53	87
Very important	35	34	27	62	22	24	21	38	20	33	49	49	38	26	27	60
Fairly important	35	31	38	21	39	38	38	35	57	42	24	38	36	34	27	27
Not very important	11	14	10	5	12	12	13	15	10	13	6	9	8	12	11	7
Not important at all	5	8	4	5	5	5	10	4	1	5	4	1	3	6	9	3
Don't know	15	13	21	6	21	20	18	9	11	7	18	3	14	23	27	2

Q20 Social protections for transport workers

Would you strongly favour, somewhat favour or strongly oppose the government working on providing transport workers with each of the following items: (Total 'Favour')

	Total	AR	AU	BR	CA	DE	FR	IN	KR	MA	MO	PH	TR	UK	US	ZA
Unemployment benefits	82	89	70	87	88	79	79	74	81	87	75	90	91	68	77	95
Decent retirement incomes	86	92	83	92	86	84	86	82	79	93	79	95	90	83	79	96
Affordable access to health care	87	90	84	92	89	83	86	83	81	94	83	97	89	77	83	98
Affordable access to education	85	92	81	90	86	83	84	87	72	94	80	96	90	75	75	95
Support for paid maternity leave	87	91	82	90	87	82	82	85	87	93	80	96	89	86	78	97

Q21 Attitudes towards transport as a profession

Thinking about your country, to what extent would you agree or disagree that working in transport is a ...? (Total 'Agree')

	Total	AR	AU	BR	CA	DE	FR	IN	KR	MA	MO	PH	TR	UK	US	ZA
Respected profession	64	74	55	66	66	62	40	81	35	79	81	93	61	46	58	75
Attractive career for young people	60	69	51	59	61	53	50	80	37	65	68	86	56	41	55	76
Attractive career for women	52	66	44	57	53	47	39	73	28	67	47	81	45	35	47	65

Q23 Worries about transport delays

Thinking about the next time you travel to see friends or family, how worried are you about chaos and delays in your journey by road, rail, bus or airplane?

	Total	AR	AU	BR	CA	DE	FR	IN	KR	MA	MO	PH	TR	UK	US	ZA
Total Worried	57	67	49	66	51	40	40	74	50	73	57	85	48	43	44	80
Very worried	24	35	18	38	19	12	12	32	12	36	22	46	18	11	18	45
Somewhat worried	33	32	31	28	32	28	28	41	38	37	35	39	30	32	26	34
A little worried	22	17	25	17	21	24	28	16	27	20	17	11	32	27	23	14
Not worried at all	14	9	17	12	17	21	21	4	19	5	14	2	14	22	20	6
Don't know	8	7	9	5	11	15	10	6	4	3	12	1	6	9	13	-

Q25 Labour rights for transport workers

Do you strongly favour, somewhat favour, somewhat oppose or strongly oppose transport workers being covered by the following laws? (Total 'Favour')

	Total	AR	AU	BR	CA	DE	FR	IN	KR	MA	MO	PH	TR	UK	US	ZA
Right to join a union	75	75	74	77	73	70	71	77	69	78	74	79	81	77	67	89
Collective bargaining	81	87	77	87	81	74	78	79	72	89	77	93	86	74	71	92
A decent minimum wage	86	90	87	90	86	80	84	83	88	92	71	95	88	88	80	95
Health and safety	88	91	87	91	90	81	84	83	91	93	81	95	89	89	83	95
Right to strike	66	66	62	70	65	60	66	67	51	67	73	74	80	60	64	77



INTERNATIONAL
TRANSPORT
WORKERS'
FEDERATION

YouGov®